



**St Margaret
Mary's School**

Preschool to Year 6



School Performance Report 2023

St Margaret Mary's School

St Margaret Mary's School performance report is a celebration of the learning, achievements and our community in 2023. Our Annual Improvement Plan, informed by CESA *Towards 2027: Expanding Horizons and Deepening Practices*, guides our focus to continually improve student academic and wellbeing outcomes. We continue to aim to work collaboratively with parents/carers to ensure a high quality education and wellbeing program is accessible to everyone in our community.

School Context

St. Margaret Mary's School and Preschool is a Catholic school situated in the western suburbs of Adelaide. We offer a comprehensive education program to students from diverse backgrounds. Based on the Josephite tradition and the core values of integrity, compassion, responsibility, perseverance and justice. We are a multicultural school that works closely with parents and the community to celebrate and embrace our diversity and share our common vision to foster a love of learning and service to others.

The school was founded in 1928 and has been completely rebuilt over the past 3 years, enabling us to offer a contemporary and attractive 21st century learning environment. Our learning spaces offer a flexible space for programs that meet the educational and social needs of learners. We have a contemporary purpose-built Preschool, along with a multi-purpose hall and instrumental music rooms. The Preschool caters for the specific learning needs of four-year children, while the multi-purpose area complements the school's Performing Arts curriculum. The school has a strong curriculum focus on Religious Education, Literacy, Numeracy, Student Wellbeing and the needs of English as Additional Language learners. All students from Reception to Year 6 are given the opportunity to learn the language and culture of Italy through a dynamic Italian curriculum.

2023 Overview

A comprehensive outline of school activities and achievements will be presented in the 2023 Principal's Report. In 2023, we navigated some changes in our School Quality Performance Team. Belinda Elliott was appointed Assistant Principal mid-term 2 as Alicia Boylan moved to another school. Our SQPT has been focussing on improving student outcomes across the school through professional learning and tiered intervention programs.

St Margaret Mary's School continues to focus on literacy learning and has now been using the InitialLit program in R-2 for 2 full years and we are seeing improvement in student's results who have accessed this program for those 2 years. We were especially pleased with the gains made in the Phonics Screening Check (Year 1) This is complemented by the intervention programs, MacqLit (years 3-6) and MiniLit (years 1-2). In 2023, the term 3 Reception students also accessed PreLit, an introduction to phonics and phonemic awareness. All teachers are supported in their teaching of writing by our English as an Additional Language/Dialect teacher through planning and moderation. Writing continues to be a focus in all Year levels.

Students are supported in many varied ways and data and evidence are used to monitor the effectiveness of support. Personalised Learning Plans are developed for students requiring additional support, and this support is outlined in adjustments made to the curriculum. Education Support Officers also provide valuable 1-1 support for students with complex needs and small group interventions. We offer wellbeing programs that include a school counsellor, What's the Buzz social skills groups and a Drumbeat program for older students.

In 2023, we introduced a Gifted and Talented Program for students in Year 2-6. This program focussed on Philosophy and Ethics for Children and non-routine Mathematical thinking. As a part of this program, some students participated in the Primary Maths Association Powerful Learners Challenge (Year 2-4 extension group

were state winners). We also entered our first Tournament of Minds Team (years 5-6), a state challenge that encourages independent and creative thinking.

We are fortunate that our community also has a Preschool on site and St Margaret Mary's Preschool continues to provide excellent care and innovative learning programs for 4-year-olds. In 2023, we went through the Education Standards Board Assessment and Rating Program and met all 7 quality areas. Our Preschool is supported by a vibrant playgroup (0-4 years) and Occasional Care (3-4 years). A program of transition for both Preschool and School is offered to families, setting children up for success in their transition.

Mathematics has been a focus of professional learning in 2023. We are supported by the Primary Maths Association, with all teachers provided with maths coaching and professional learning. A whole school scope and sequence is developed with accompanying resources. Mathematics has also been a focus of our work with the Catholic North Western Community. Teachers in our region have collaborated and explored CESA Performance Standards, developing shared assessment tasks in the area of Mathematics.

In 2023, we moved our reporting system to SEQTA. This has allowed for greater consistency in reporting and we will continue to explore and implement other capabilities of this program for planning and assessment in 2024.

2023 NAPLAN

In 2023, ACARA changed the descriptors for NAPLAN achievement. This has meant that there is no comparable growth data from 2022. The table below outlines St Margaret Mary's School results in Years 3 and 5, compared with all domains and national data.

Selected School Year 2023

St Margaret Mary's School Latest Year

Year Level	Reading	Writing	Spelling	Grammar	Numeracy
3	392	422	414	410	368
5	478	494	510	479	482

Compare To Year 2023

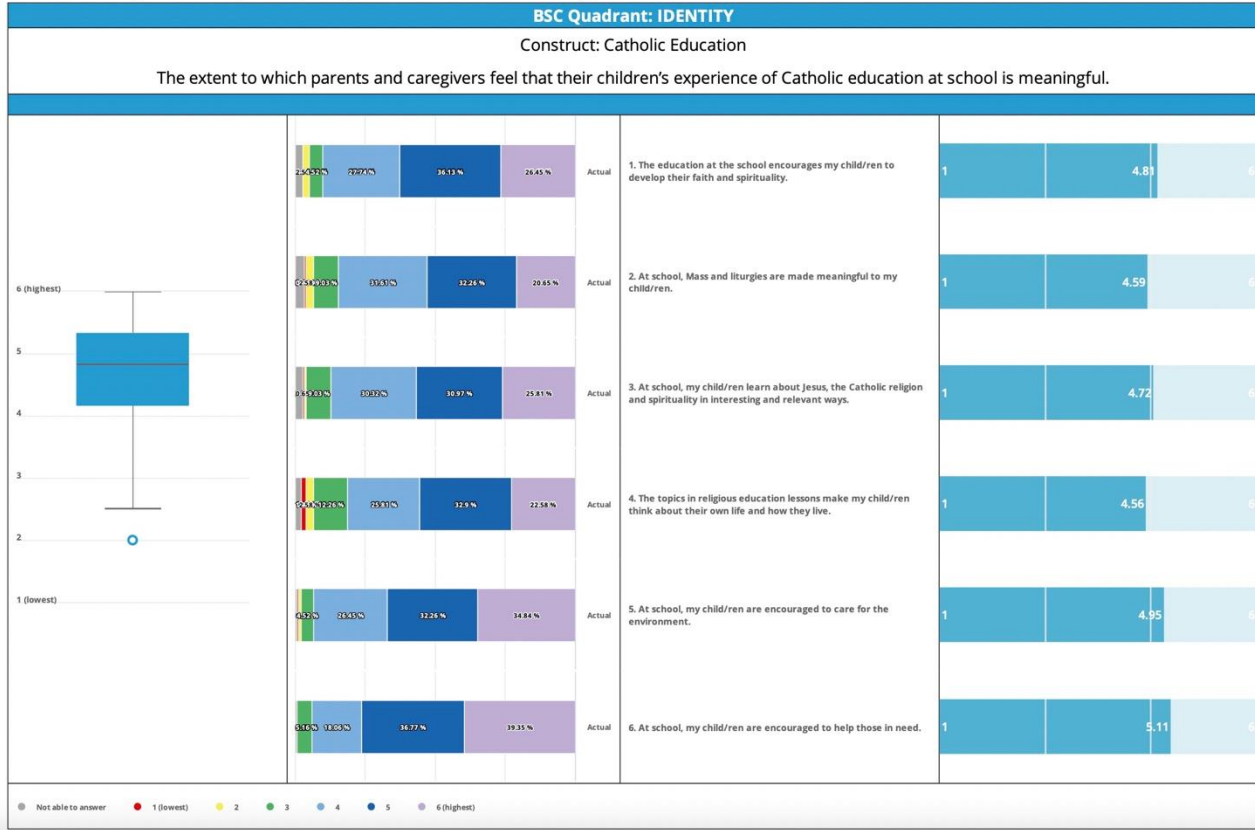
National Latest Year

Year Level	Reading	Writing	Spelling	Grammar	Numeracy
3	404	417	404	409	407
5	496	483	490	496	488
7	536	534	539	539	538
9	565	567	568	556	568

Living Leading Learning Survey

In 2023, St Margaret Mary’s School again engaged with the LLL survey and we were able to gain some excellent feedback due to the high engagement from parents/carers, staff and students. The parent/caregiver components are tabled below.

Parent & Caregiver Perceptions (Component 1: Catholic Identity)



Parent & Caregiver Perceptions (Component 2: Curriculum and Co-Constructed Learning Design)



Parent & Caregiver Perceptions (Component 3: Student Agency, Identity, Learning and Leadership)



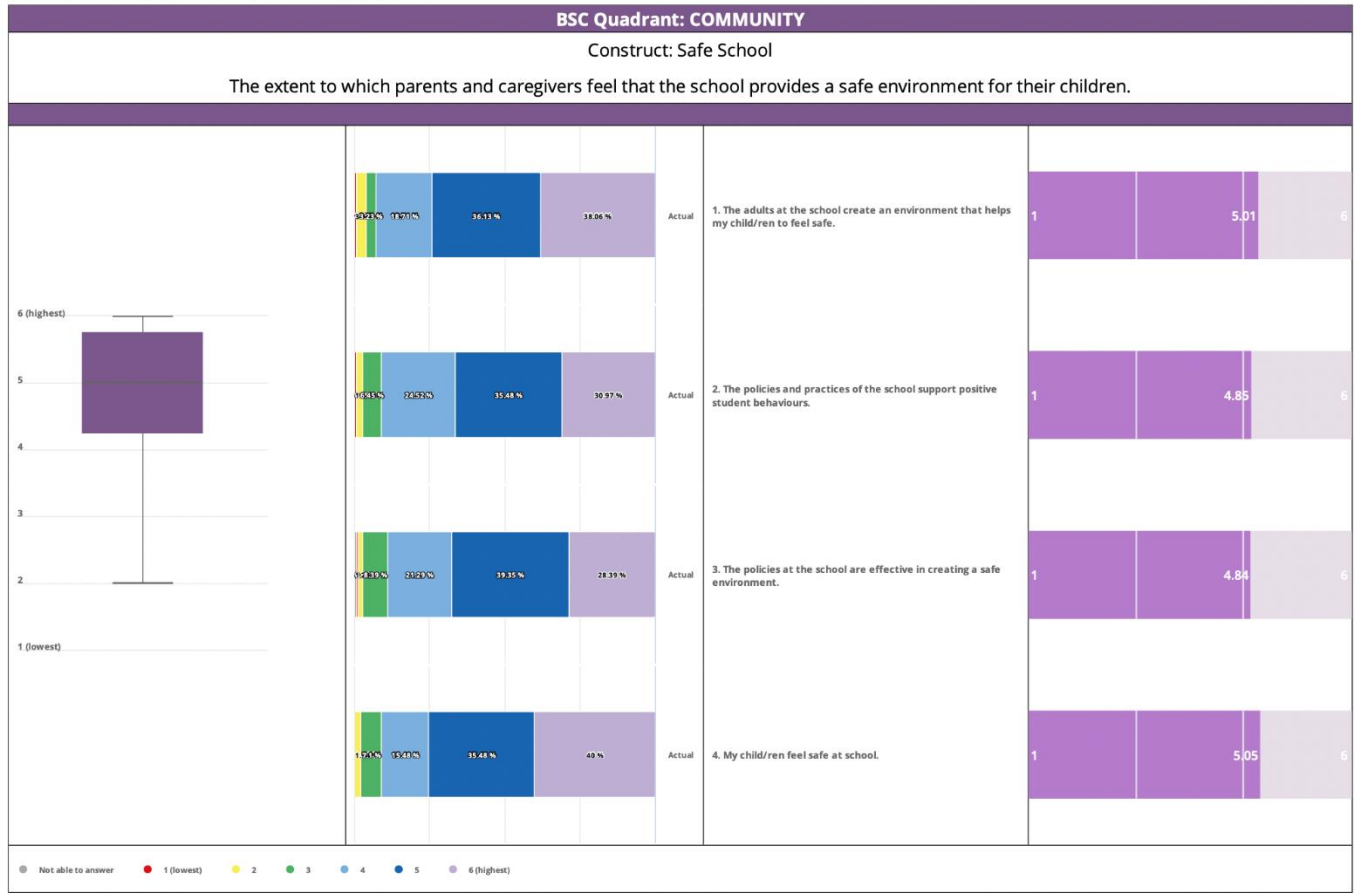
18

Parent & Caregiver Perceptions (Component 3: Student Agency, Identity, Learning and Leadership)



17

Parent & Caregiver Perceptions (Safety)



Parent & Caregiver Perceptions (Component 4: Community Engagement)

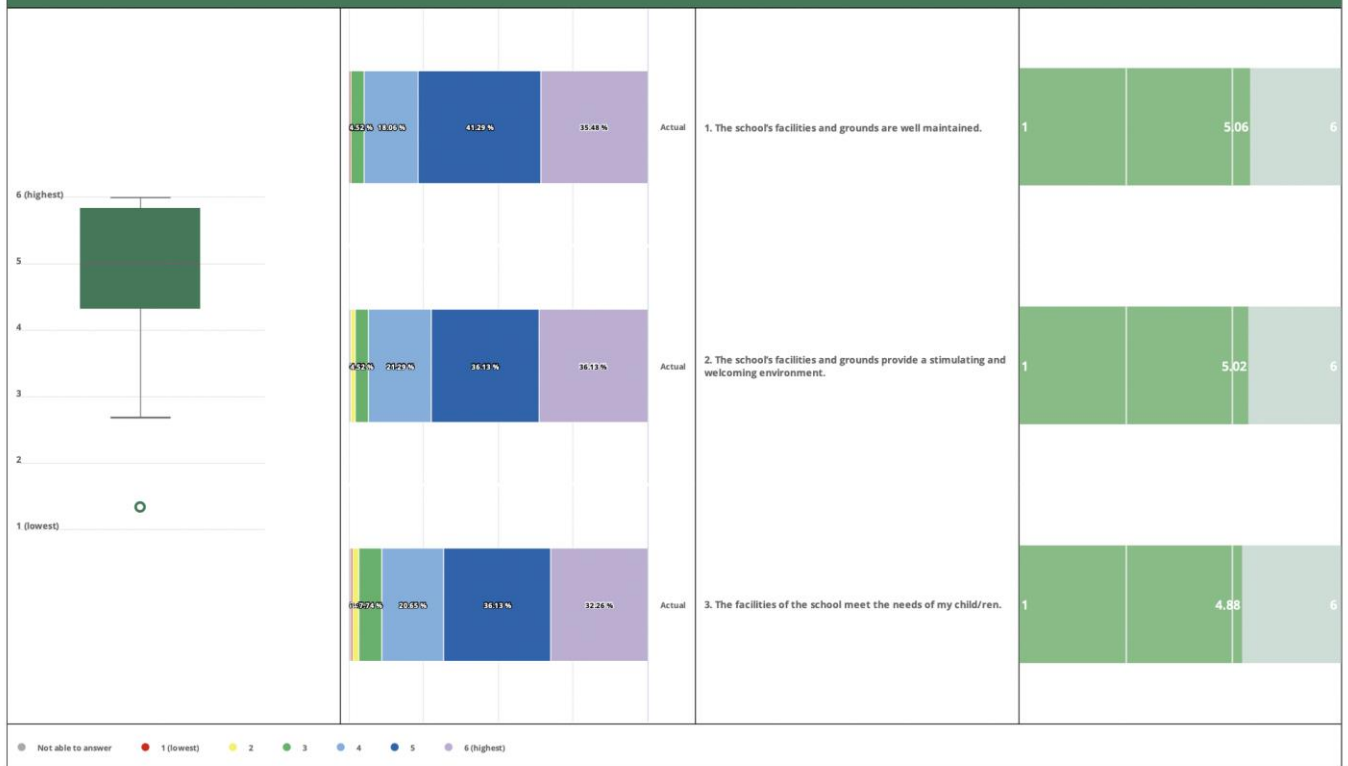


Parent & Caregiver Perceptions (Infrastructure)

BSC Quadrant: RESOURCING

Construct: Infrastructure

The extent to which parents and caregivers feel positive about the school buildings and grounds.



2023 SCHOOL YEAR

SES 91

STUDENT PROFILE (from July 2023 Commonwealth Government SA Census)

Total enrolments R – Year 6

YEAR	Rec	Yr 1	Yr 2	Yr 3	Yr 4	Yr 5	Yr 6	TOTAL
BOYS	31	26	28	25	17	20	13	160
GIRLS	33	23	24	20	18	28	23	169
TOTAL	64	49	52	45	35	48	36	329

Indigenous students 5

Preschool enrolments (term 3 annual census) 43

Nationally Consistent Collection of Data Students 74 (mid year census)

QDTP 6 students

Supplementary 53 students

Substantial 13 students

Extensive 2 students

(funded students with disabilities as a % (Supplementary and substantial) 22.5% (mid year census)

STAFF PROFILE

Workforce composition

R-6 teaching staff Total 23 Full time equivalent 18.4

Non Teaching staff Total 13 Full time equivalent 9.5

Staff who identify as Indigenous 0

Preschool Teaching staff 2 Full time equivalent 1.2

Preschool Non Teaching staff 2 Full time equivalent 0.8

School open 190 days out of a possible 196

STUDENT ATTENDANCE in 2023

YEAR LEVEL	TERM 1	TERM 2	TERM 3	TERM 4
REC	88.64	86.21	89.57	86.57
YEAR 1	90.57	91.55	91.13	87.35
YEAR 2	91.42	88.62	91	90.27
YEAR 3	89.98	89.24	92.88	90.57
YEAR 4	88.62	89.44	90.52	89.97
YEAR 5	91.61	93.1	91.52	90.89
YEAR 6	90.79	92.35	92.77	88.69
TERM AVERAGE	90.23	90.07	91.34	89.18

Average attendance for the 2023 school year was 90.2%

Secondary school destinations for Year 6 students

School Destination for Year 6 students	TOTAL
Nazareth Catholic College	18
Mount Carmel College	6
St Dominic's Priory College	1
Our Lady of the Sacred Heart College	1
Woodville High	3
Adelaide Botanic High School	1
St Aloysius College	2
Emmaus Christian College	1
Christian Brothers College	1
St Michael's College	2
	36